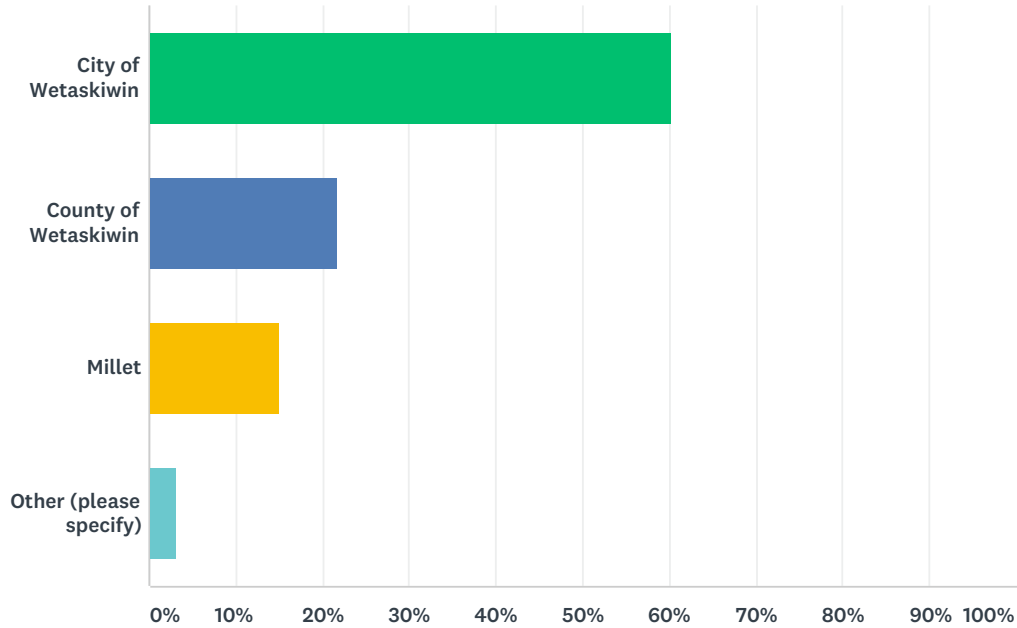




Where do you live?

Answered: 806 Skipped: 1

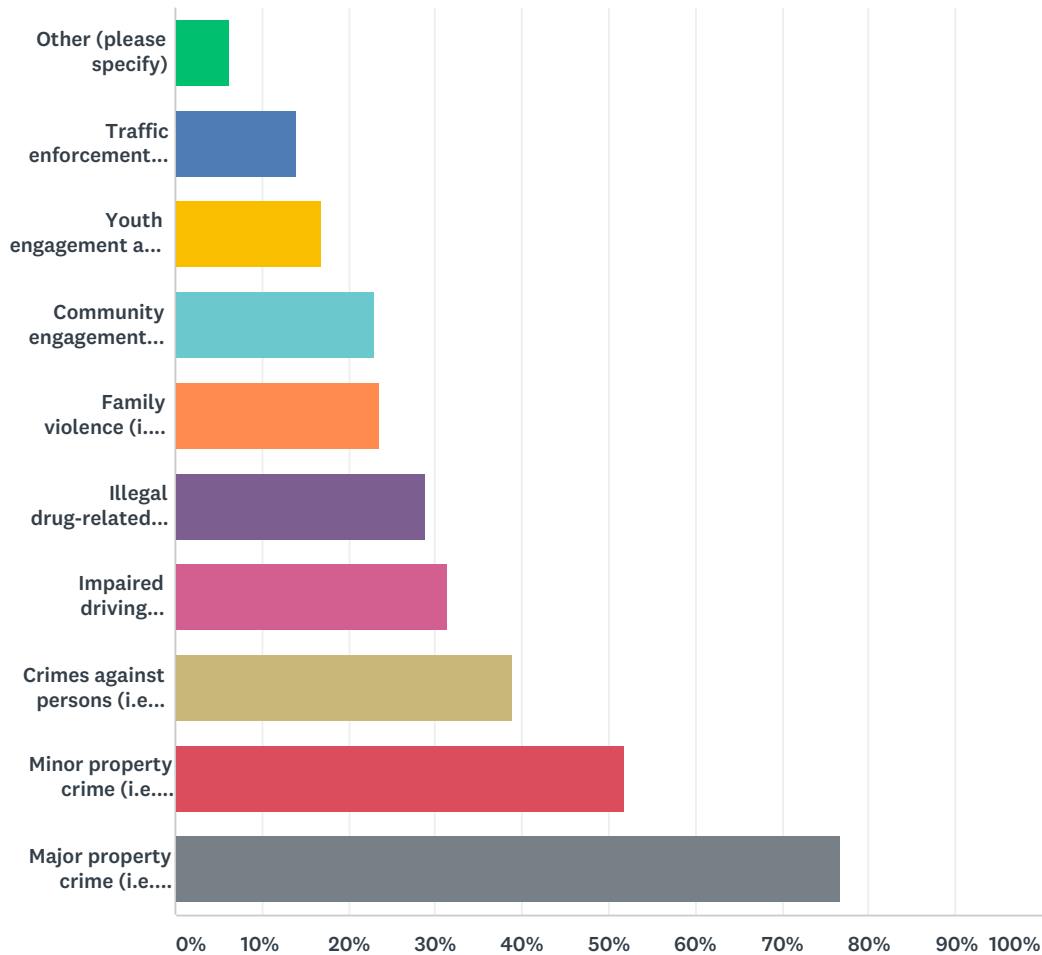


ANSWER CHOICES	RESPONSES	
City of Wetaskiwin	60.17%	485
County of Wetaskiwin	21.71%	175
Millet	15.01%	121
Other (please specify)	3.10%	25
TOTAL		806

RCMP Policing Priorities Survey

Select three (3) policing priorities below that you believe should be the top priorities for the Wetaskiwin RCMP in 2019 (in addition to responding to calls for service).

Answered: 805 Skipped: 2

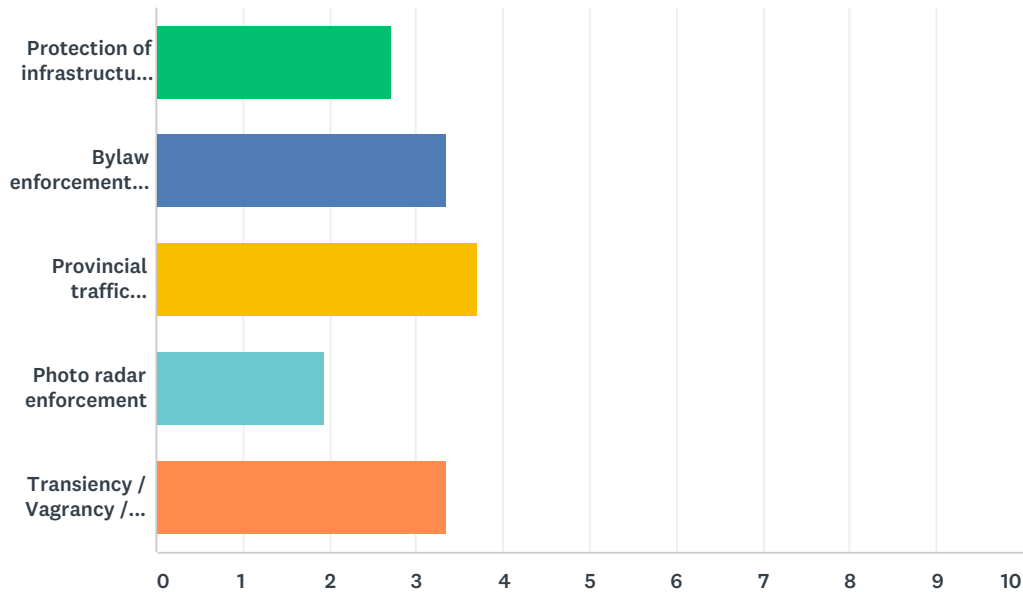


ANSWER CHOICES	RESPONSES	
Other (please specify)	6.34%	51
Traffic enforcement (i.e. aggressive driving, distracted driving)	13.91%	112
Youth engagement and development (i.e. school resource officer)	17.02%	137
Community engagement (i.e. community crime watch and alternative patrols like boat, bike and ATV)	22.98%	185
Family violence (i.e. domestic abuse and threats)	23.60%	190
Illegal drug-related offenses (i.e. possession, trafficking)	28.94%	233
Impaired driving (drugs/alcohol)	31.30%	252
Crimes against persons (i.e. assaults and threats)	39.01%	314
Minor property crime (i.e. vandalism, theft from motor vehicles, theft under \$5000)	51.80%	417
Major property crime (i.e. break and enters, theft of motor vehicles, theft over \$5000)	76.77%	618

RCMP Policing Priorities Survey

Please rank the duties below for the City/County Community Peace Officers on what you believe should be their highest priority to lowest priority.

Answered: 797 Skipped: 10

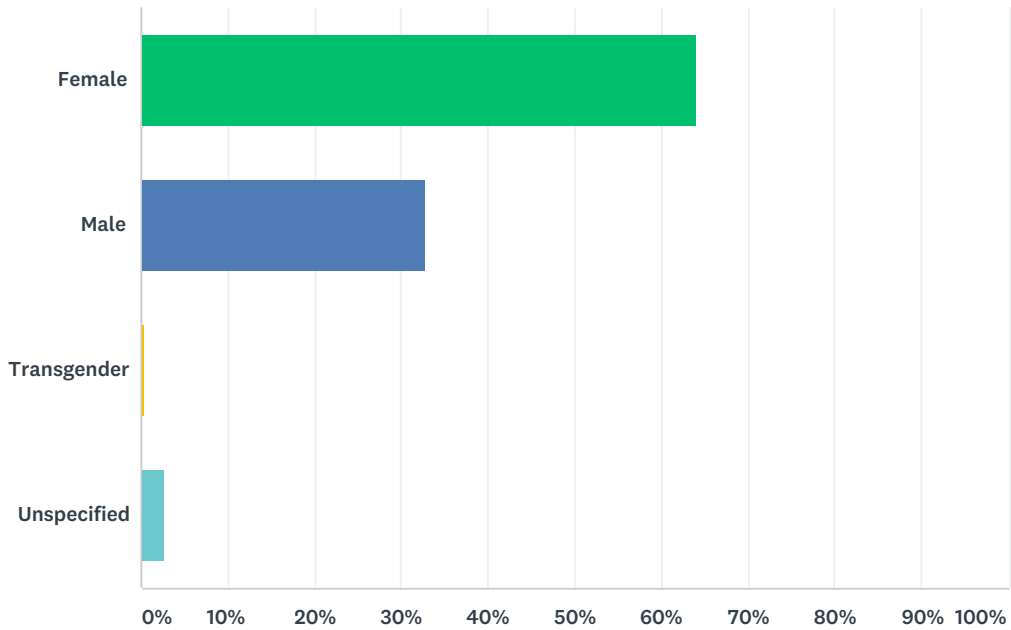


	1	2	3	4	5	TOTAL	SCORE
Protection of infrastructure (road ban enforcement, overweight vehicles)	14.44% 109	15.23% 115	20.79% 157	25.56% 193	23.97% 181	755	2.71
Bylaw enforcement (Noise Bylaw, Animal Control Bylaw, etc.)	15.53% 118	32.24% 245	29.74% 226	15.92% 121	6.58% 50	760	3.34
Provincial traffic enforcement (speeding, distracted driving)	33.12% 257	26.93% 209	23.07% 179	11.73% 91	5.15% 40	776	3.71
Photo radar enforcement	3.64% 28	7.92% 61	12.47% 96	30.52% 235	45.45% 350	770	1.94
Transiency / Vagrancy / Loitering	33.50% 264	18.53% 146	14.97% 118	15.10% 119	17.89% 141	788	3.35

RCMP Policing Priorities Survey

Please select the category below that best represents your gender.

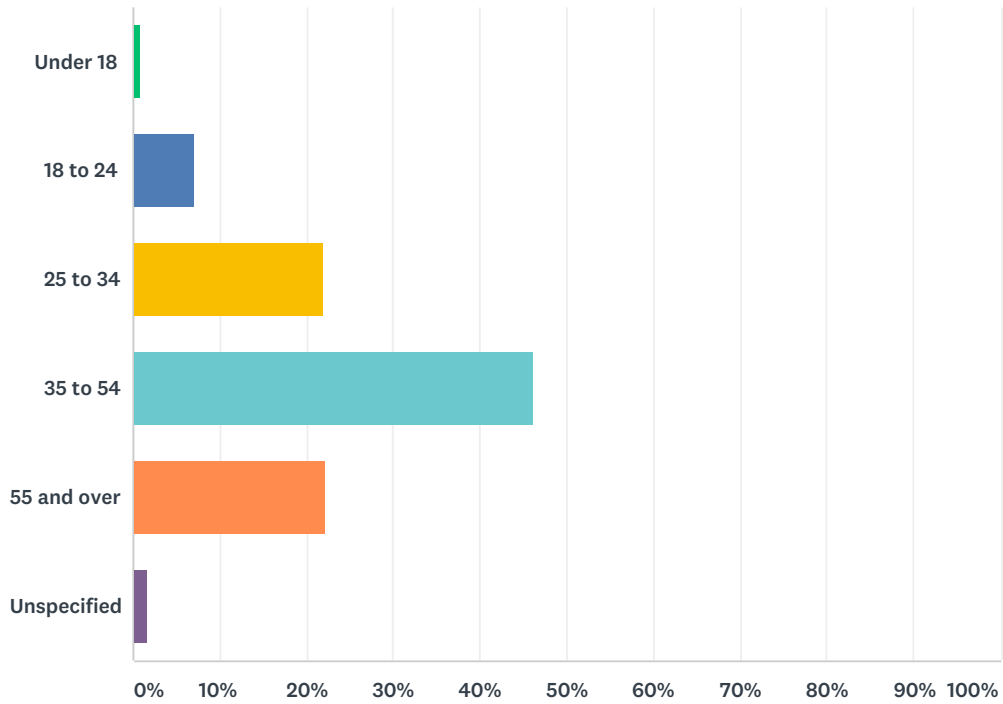
Answered: 804 Skipped: 3



ANSWER CHOICES	RESPONSES	
Female	63.93%	514
Male	32.84%	264
Transgender	0.50%	4
Unspecified	2.74%	22
TOTAL		804

What is your age?

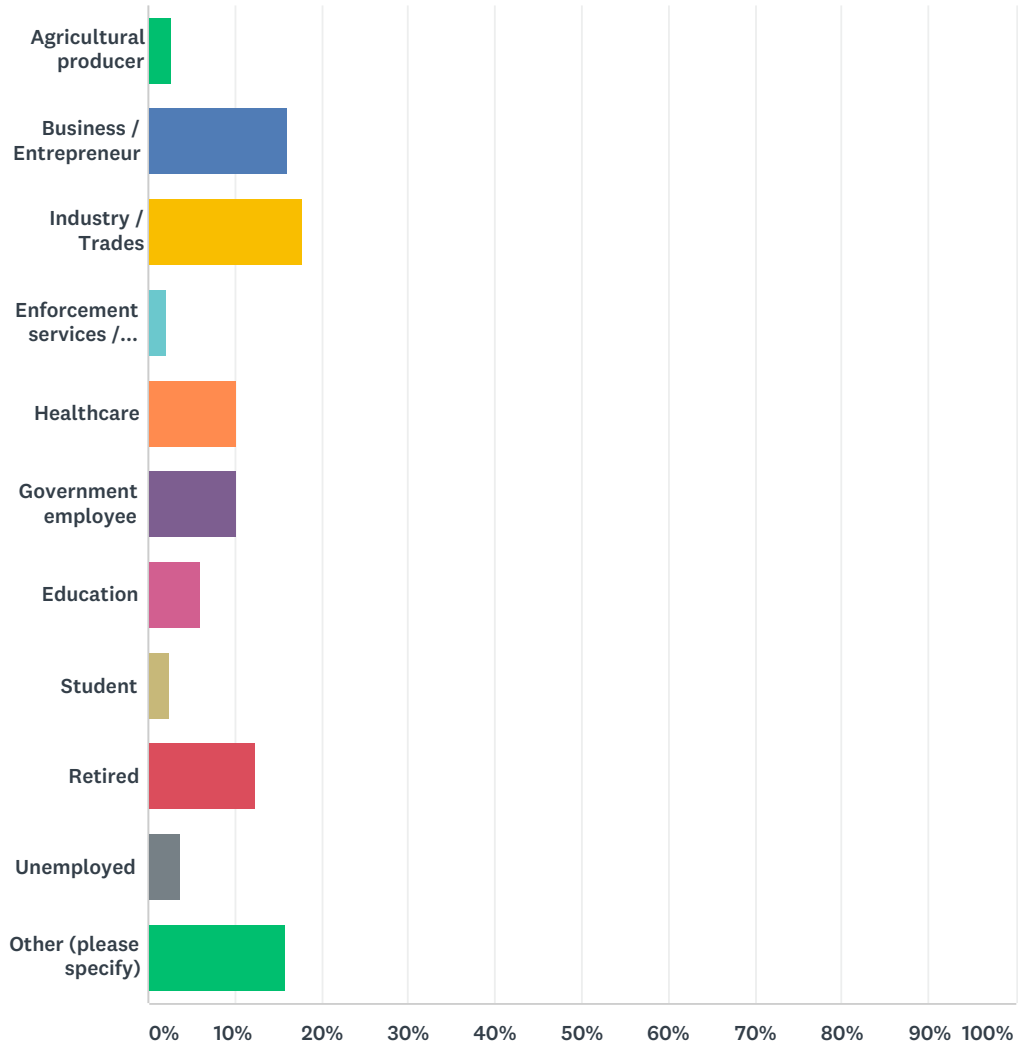
Answered: 804 Skipped: 3



ANSWER CHOICES	RESPONSES	
Under 18	0.75%	6
18 to 24	7.09%	57
25 to 34	22.01%	177
35 to 54	46.27%	372
55 and over	22.26%	179
Unspecified	1.62%	13
TOTAL		804

Which sector are you currently employed in?

Answered: 802 Skipped: 5



ANSWER CHOICES	RESPONSES	
Agricultural producer	2.62%	21
Business / Entrepreneur	16.21%	130
Industry / Trades	17.71%	142
Enforcement services / Military	2.00%	16
Healthcare	10.35%	83
Government employee	10.35%	83
Education	6.11%	49
Student	2.49%	20
Retired	12.34%	99
Unemployed	3.87%	31

RCMP Policing Priorities Survey

Other (please specify)	15.96%	128
TOTAL		802